

AIST

National Institute of Advanced Industrial Science and Technology

TODAY

International Edition

Autumn
2008

No.30



Feature

OPTICAL INFORMATION TECHNOLOGY

**Optical Technology that Supports the Rapidly Growing
Information Society**

Research Hotline

UPDATE FROM THE CUTTING EDGE (July–September 2008)

In Brief

Optical Information Technology

— Optical Technology that Supports the Rapidly Growing Information Society

Overview—Science & Technology, Information, Light

Introduction

The words, “image” and “ubiquitous”, are keywords for the future field of information. In order to build a society where high definition images and moving images can be freely used, and where information can be used without restriction of time or place, it is necessary to expand communication and storage (memory medium) to a higher capacity and to develop devices that innovate displays and information tags. Articles in this brochure present the research and development of optical information technology being done at AIST. Here, in this article, is given a broad overview of the characteristics and placing of light.

Characteristics of light

Light has many characteristics that are useful. Among them are the abilities to bring to us most of the energy from

the sun, to do noncontact measurement and material handling at a considerable high resolution and high density level, to transmit information at high speed, and the fact that it has an additional degree of freedom of wavelength (color). By using these characteristics, optical communication devices / systems, information storage devices, solar cells, measuring instruments, processing machines, displays, cameras, and DVDs are realized.

As can be seen, light is used in various places, but here, we will look at the role that light plays in the informatization of society which is advancing at great speed. The figure shows an image of the role that light plays in society.

back over history, man has put much effort into making life convenient and rich. First, man made tools and machines for manual use, and then automated them. He made fire manageable, and has acquired and made many chemicals. Furthermore, he has acquired electricity, magnetism and electromagnetic wave, and then, computers and telecommunication appeared. Based on these, with the introduction of the digital concept, a new value called “information” appeared. Information, of course, has been in existence from ancient times, but it is only in recent history that it was given a proper name and became a large, independent concept separated from “objects”, and became a large-scale technological field.

As the world of information is abstract and free of physical existences as “objects”, it grew rapidly. The most convenient aspect that information

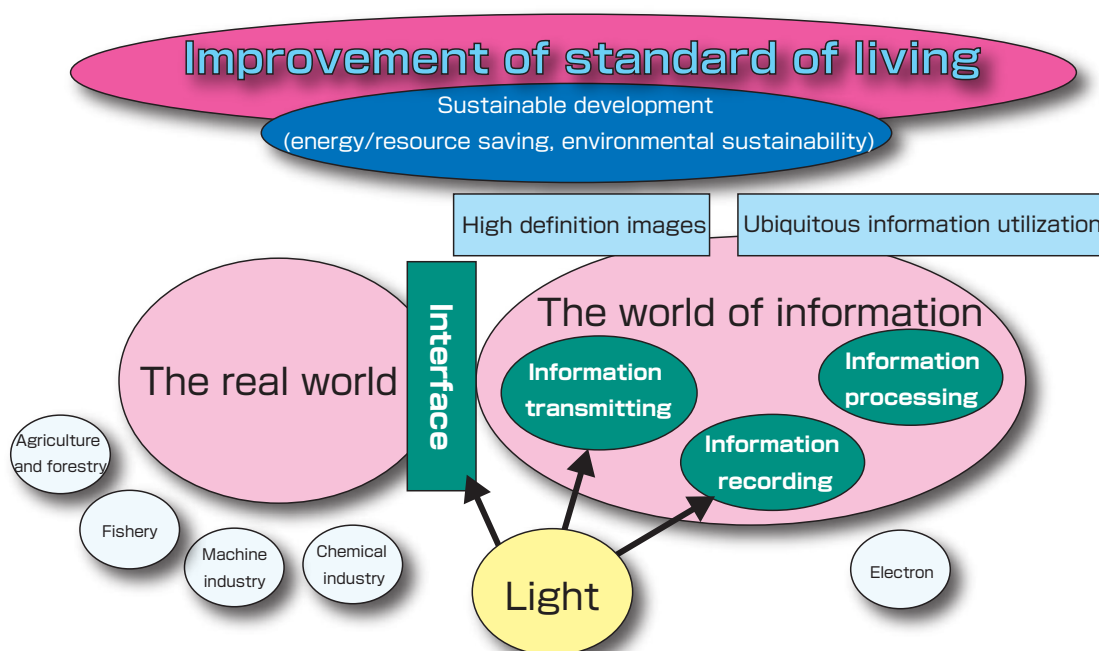


Image of the role of light in information-oriented society



technology brings about is that new data can easily be produced and processed (data processing), stored (recording), and be carried far at high speed (transmission). The fundamental technologies of the field of information are these three. In addition to these, in order for man to use information, technology that functions as interface between the world of information and the real world through an “object” medium is needed.

Optical technology is an important basic technology that supports an information-oriented society which is expected to grow rapidly, and of the four aspects, it executes strength in transmission, recording and interface. This is demonstrated in optical communication which transmits large quantity of data at high speed, in optical disks which can store large quantity of data compactly and which are portable, and in cameras and displays which can acquire and show high definition images.

Let us look at one example. An important aspect of informatization in recent years has been the development of the Internet, and, in these few years, the amount of data flow has increased rapidly at an annual rate of over 40 %. The reasons for this are the increase of image data, the move toward higher definition and the increase in moving images, and this tendency is going to accelerate in the future. The biggest channel by which man acquires information is through the eye, and to be able to freely use image data which appeals to the eye will greatly change the activities of mankind. If technologies for processing, recording, transmitting, and displaying high definition images, moving images,

and 3D images are realized, and if the images attain a high level of realistic sensation as if one is actually there, then TV conferences, remote medical care and remote education will definitely become usable. If this level is achieved, then it will expand the virtual activities of mankind. In order to realize this kind of society, it is essential that massive improvement is made in large capacity optical communication and optical recording, in high definition and large screen displays, and in devices and material technology.

Sustainable development

As the influences of science & technology and industry that uses them increase, and as the human activities expand, there are growing concerns that “sustainable development” may become difficult. At AIST, we aim to solve this problem and claim a basic principle “to contribute to the realization of a sustainable development of the society of the earth by leading the steady industrial technological innovation of our country”. Formerly, we could make our lives better by “consuming” resources and energy of the earth, but from now on, we need to restrain and dissolve the negative side as well as make advancements at the same time.

Information technology intrinsically has the possibility of improving living standards with low consumption, and can contribute greatly to improving efficiency in such hardware areas as machinery, chemical, and manufacturing industries. For example, a large part of experiments and trial manufacturing before making

the final product, can be replaced with computation. The reason for the slow spread of TV conferences, remote medical care and remote education is thought to be the lack of a sense of reality. If we can solve this by further enlarging the capacity of communication and by realizing large screen displays, it will greatly reduce the movement of people. Optical technology can contribute greatly to the development of these areas.

Conclusion

In this brochure, the research activities for large capacity optical communication and recording, and devices for flexible displays being done at AIST are introduced. These technologies contribute to the handling of high definition images and moving images, ubiquitous information utilization (free of time or place), and saving energy and resources.

With information technology which makes rapid advancements, there is always the concern for changes that are beyond human assessment or control. There is a need to control and eliminate the negative aspects as well as to develop the technology. With all this in mind, we will continue the research and development of optical technology that supports the progress of an information-oriented society, and would like to contribute to the sustainable development of mankind.

Director
Photonics Research Institute
Masanobu Watanabe

Concept of Optical Path Network

The future of the increase of network communication

The Internet is an indispensable part of our lives. The amount of communication through the Internet is increasing at an annual rate of 40 %. Can it continue to increase forever? Fig. 1 shows the future estimation of network communication amount and power consumption of routers. The black and red dots are based on government survey data, and the actual lines are extrapolated from the observed annual increase rates. What can be seen from the figure is that the total router power consumption increases as the communication volume increases, and it took up about 1 % of the total electric power supply in 2006. This means that to enable 100-times increase of communication load in the future, the power consumption of the router needs to become 100 % of the total electric power supply. The router, of course, will become more highly efficient in the future, but nevertheless, the present technology will face limit.

On the other hand, looking at the

transition of network related technology as the cause of increase in communication volume, one can see that the use of network has moved from the telephone (voice) to data communication, and is presently shifting toward video contents (Fig. 2). It is thought that super high-definition imaging technology such as super hi-vision^[1] will be widely used in the future. Then, the concept of “remote co-existence” through the network will become possible, and most of the activities that were done by meeting in person will be able to be done at a distance. For example, 24 hour sharing of space information through a screen which occupies the entire wall of a living room will make “distant living together” situation become technologically feasible.

Optical path network expected to increase energy efficiency by several digits

We need to create a network technology that can handle volumes larger by several digits with which we can easily exchange high definition videos, without increasing energy consumption. Looking at Fig. 2,

one can see that the granularity per user (unit of data volume processed by a user through the network) is changing from digital packet to optical fiber line (or optical fiber path). Keeping this in mind, we are focusing on optical path network or an optical circuit switching system which switches optical fibers/paths. As can be seen in Fig. 3, compared to existing packet switching, if only considering node processing, optical path network which switches optical fibers/paths with optical switches can save energy by 3, 4 digits.

There is no other low-power technology that is as simple and that has large potential as this. However, optical path network is not a packet switching network as the existing one but a circuit switching one. Fig. 4 shows the difference between data transfer between computers, and transfer of a live image of a person. Simply said, packet switching is suitable for the former, whereas circuit switching is suitable for the latter. As the network handles both data and videos, the packet switching and the circuit switching are complementary.

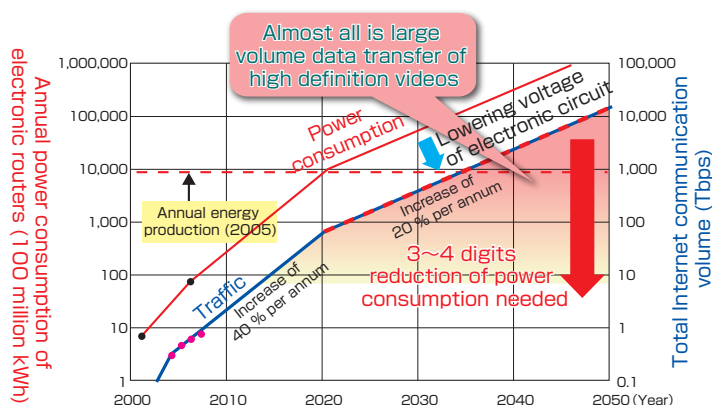


Fig. 1 The Internet communication volume and the increase of power consumption of the routers

		Data		Video	
Application viewpoint	Band occupancy application	Email WWW	P2P YouTube	IPTV TV conference/telephone	Remote co-existence telepresence
	High-definition video resolution / band	SD 0.2 Gbps	HDTV 1.5 Gbps	4 k 20 Gbps	8 k (SHV) 72 Gbps
	Storage	CD 700 MB	DVD 9 GB	Blu-ray 50 GB	Multi-layered / near field optics?
	Year	1990's	2000's	2010's	2020's
Network viewpoint	Traffic	0.01	1	> 100	> 1,000
	Per user Ethernet I/F	100BASE-T	1000BASE-T	10G-BASE-T	100G?
	Access connectivity	Dial-up	ADSL/Cable	PON-FTTH	Dedicated connections
	Granularity per user	Voice 10 kbps	Twisted pair 1~10 Mbps	Sub-wavelength to wavelength > 100 Mbps	Wavelength to Fiber > 10 Gbps
	Type of network	Telephone	Internet	NGN/ROADM	Dynamic optical path network
		Digital packet		Optical fiber path	

Fig. 2 Transition of network services and related technologies

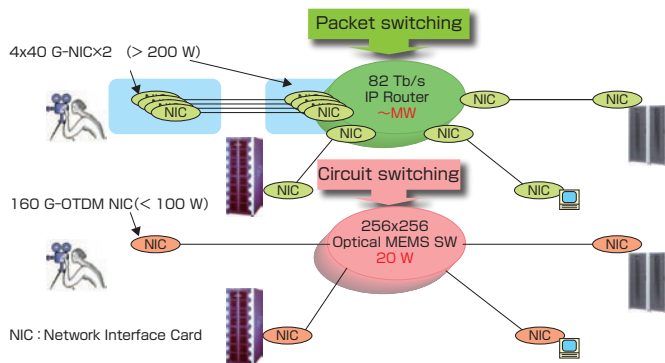


Fig. 3 Packet switching and optical circuit switching

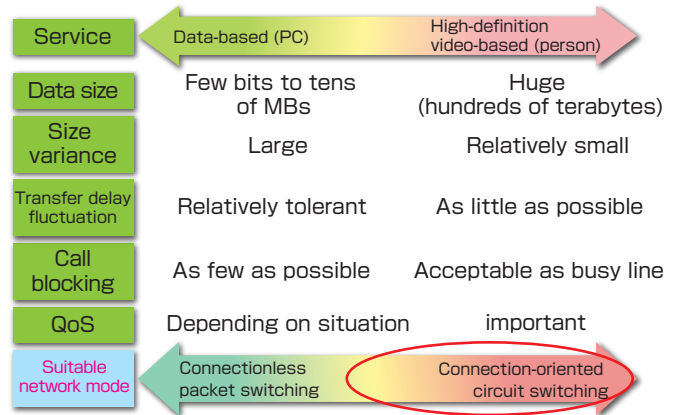


Fig. 4 Data and video-based service suitable network mode

Therefore, we think that it is appropriate to do research and development to establish an optical path network parallel to the existing packet switching networks. Fig. 5 shows the total view of the framework concept and the enabling technologies.

AIST as a center for optical path network technology

The key enabling technologies for optical path network such as optical switch, high-speed interface, optical amplifier and dispersion-managed transmission line have already been put to practical use. However, to use optical path network “anytime, anywhere, freely, by anyone”, a massive deployment of fiber will be necessary, and the existing hardware technology is almost totally useless in scale, volume, cost and size. A new technology is needed which will enable further integration, mass production and cost reduction in fundamental devices. Moreover, even if the hardware technology matures, there is a need to develop various kinds of software depending on how the network is going to be used.

It is vital to look over from applications to fundamental devices and discuss/envision the best new network architecture, and to set

the goal of individual enabling technology. In this context, especially related to optical technology are optical path interface technology such as network interface card (NIC) which physically connects optical path and applications, optical path management and control technology such as middleware which autonomously optimizes the optical path settings upon users’ requests, optical path switching technology such as optical switch which physically switches over optical paths, and optical path conditioning technology such

as an autonomously controlled tunable dispersion compensation device which enables optical signals to be transmitted correctly when optical path switches. AIST, while aiming to become a “vertically integrated center for optical path network technologies” in collaboration with external companies and research institutes, will continue to do research and development of these enabling technologies^[2].

Ultrafast Photonic Devices Laboratory*

Shu Namiki, Toshifumi Hasama

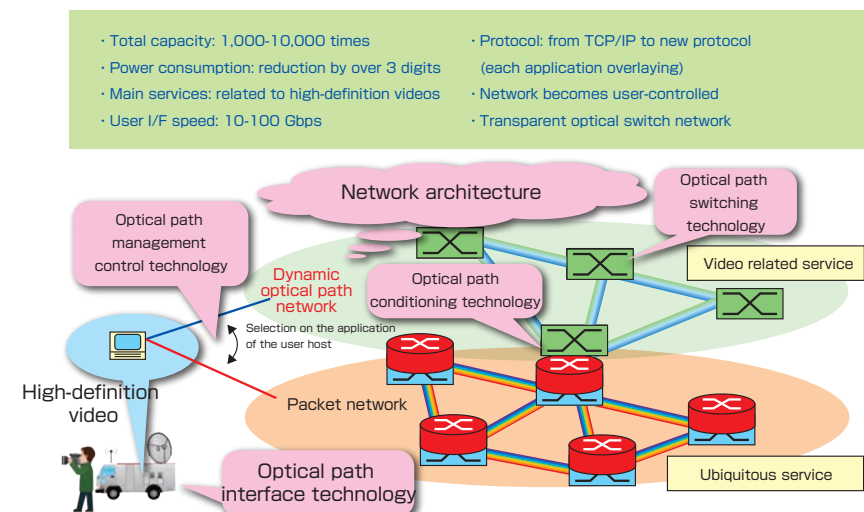


Fig. 5 Dynamic optical path network deployed parallel to packet network

References

- [1] <http://www.nhk.or.jp/digital/en/superhivision/>
- [2] S. Namiki: *AIST TODAY*, 8 (4), 26-27(2008).

* Present Network Photonics Research Center

Ultrafast Optical Semiconductor Switch

Introduction

In recent years, the information communication volume starting with the Internet is increasing rapidly. There is an urgent need for a photonic network which makes large volume, high speed communication possible. At present, to realize large volume optical communication, efforts are made to increase the number of channels, as well as to accelerate the transmission speed per channel; however, when the transmission speed exceeds 160 Gb/s (gigabit/second) per channel, it is thought that, because of the speed limitations of electronic devices, it is difficult to continue using electric circuits to process transmit-receive signals. Therefore, in processing signals over 160 Gb/s, it is necessary to process at ultra high speed without converting light signals to electrical signals. To realize this, the development of an ultrafast optical switch is the key.

An all-optical switch using intersubband transition of quantum wells has ultrafast response of a range of picosecond to subpicosecond, and is regarded promising as an ultrafast optical signal

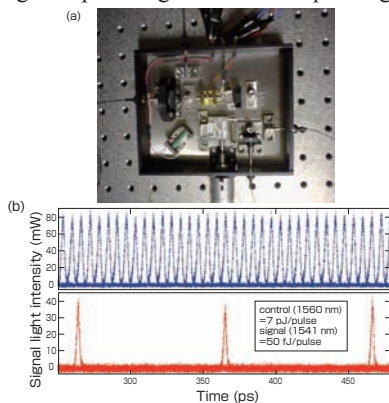


Fig. 1 (a) An interferometer optical switch module that uses all-optical phase-modulation of InGaAs/AlAsSb quantum well
(b) Pulse train separation from 160 Gb/s to 10 Gb/s
*top 160 Gb/s light separation multiple signals
*bottom Signals after 10 Gb/s pulse separation

processing device. We, at the Ultrafast Photonic Devices Laboratory, are developing InGaAs/AlAsSb III-V group semiconductor quantum well phase-modulating optical switch which operates at 100 Gb/s-640 Gb/s and CdS/ZnSe/BeTe II-VI group semiconductor quantum well absorption-saturating optical switch which operates at an ultrafast speed of over 1 Tb/s (terabit/second).

Phase-modulating optical switch

Recently, with InGaAs/AlAsSb III-V group semiconductor quantum well, we have discovered an all-optical phase-modulating effect based on a totally new principle^[1]. With optical switches, usually the control light and signal light are set at the same TM polarization. Therefore, there was a drawback that even the signal light attenuates due to light loss from intersubband transition absorption. However, with the newly discovered phase-modulating effect, it has the characteristic of even operating with TE polarized wave which does not have absorption loss. If this phase-modulating effect is used, by taking an interferometer framework, a low-loss ultrafast all-optical switch can be realized in principle. We have succeeded in demultiplexing of 160 Gb/s signal to 10 Gb/s with this switch (Fig. 1)^[2]. Presently we are developing a device for multiple separation of 160 Gb/s to 40 Gb/s to be used as optical switch of an ultrafast optical transceiver being developed under the NEDO project "Next-generation High-efficiency Network Device Technology".

Absorption-saturation optical switch

In order to realize an optical switch of ultrafast optical signal of even higher speed of 1 Tb/s, the response speed of materials is the key. In the case of intersubband transition switch, the response

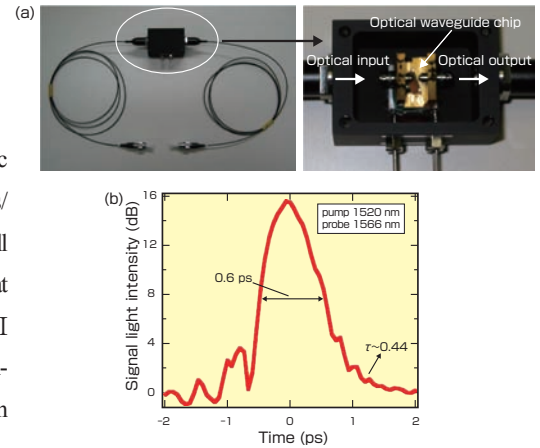


Fig. 2 (a) Absorption saturation optical switch module of CdS/ZnSe/BeTe quantum well.
(b) Response to short pulse; ultrafast response of less than 0.6 ps can be confirmed.

speed is determined by the rate that electrons are scattered by longitudinal optical phonon. With II-VI group semiconductor which has strong ionicity, the scattered rate is larger than III-V group semiconductor, and a carrier relaxation of subpicosecond is predicted. As a material, we are doing research of CdS/ZnSe/BeTe quantum well which has a carrier relaxation time of less than 0.5 ps which is of the fastest level of the world. If a strong TM polarized optical pulse is added, the quantum well will become transparent with the absorption saturation effect. We have realized an ultrafast all-optical switch by using this effect. Fig. 2 shows the response wave form to a short pulse. An ultrafast time response of less than 0.6 ps can be confirmed. With this, an optical switch of 1 Tb/s level can be realized^[3]. Presently the biggest problem is operating at low-energy, and we are developing an element device that can take an extinction ratio of over 10 dB at 1 pJ.

Ultrafast Photonic Devices Laboratory*

Ryoichi Akimoto

References

- [1] H. Tsuchida *et al.*, *Opt. Lett.*, 32, 751 (2007).
- [2] R. Akimoto *et al.*, *Appl. Phys. Lett.*, 91, 221115 (2007).
- [3] G. W. Cong *et al.*, *Optics Express*, 15, 12123 (2007).

* Present Network Photonics Research Center

Optical Signal Processing Technology

Introduction

Optical communication technology is expanding from a simple point-to-point transmission to a network configuration that contains a number of nodes (repeaters). A network node fulfills such functions as path switching, monitoring and regeneration of signals, and gateway interconnecting networks of different bit rate and modulation format. These processes are mainly performed using electronic circuits, which causes problems concerning the limitation of operating speed of electronic devices, and the increase of energy consumption resulting from the optical/electrical/optical (O/E/O) conversion. In order to efficiently distribute large volume contents such as high-definition video, it is necessary to construct a node that can perform high-speed data signal processing in the optical domain, without relying on electronic circuits. Optical signal processing is a basic technology to realize such a network node, and a typical research activity conducted at the Photonics Research Institute is presented below.

Optical signal regeneration

Since digital optical signals are degraded during transmission and various processing leading to bit errors at the receivers, there is a need to regenerate the signals by

eliminating the various noise at the network node. This type of signal processing is called 3R regeneration (Re-amplification, Re-timing, Re-shaping), and is currently performed by electronic circuits, using an equipment called transponder.

We have developed an optical 3R regeneration technique that can process optical data signals without relying on O/E/O conversion. Fig. 1 shows the schematic of the optical 3R regeneration equipment. Re-amplification is performed using the optical fiber amplifier. Re-timing is a process that extracts reference clock signals at the frequency corresponding to the data signal bit rate by eliminating modulation and noise components from the incoming optical data signals. Then, the extracted optical clock signals are input to the ultrafast optical gate switch, which performs waveform re-shaping by switching the optical clock signals according to the incoming optical data signals. We have developed a regeneration technique for 40-Gb/s optical data signals by combining the optical clock extraction using an injection-locked optoelectronic oscillator and the semiconductor optical amplifier-based optical gate switch. Fig. 2 shows the bit error rates of the optical data signals obtained in the experiments. Optical 3R regeneration is achieved with

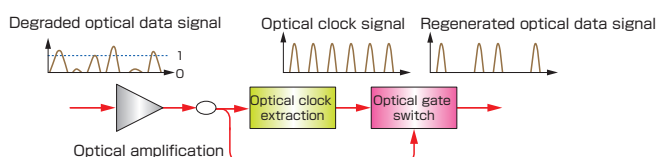


Fig. 1 Schematic of optical 3R regeneration equipment
Regeneration of the optical data signals degraded during transmission and processing is performed through optical amplification, re-timing by optical clock extraction, and re-shaping by the optical gate switch.

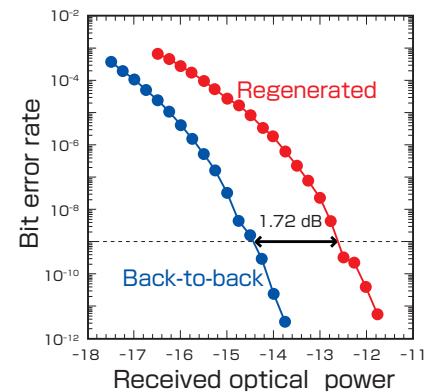


Fig. 2 Bit error rate for 40-Gb/s optical 3R regeneration

Error-free operation was achieved with the power penalty of 1.72 dB at the bit error rate of 10^{-9} .

a power penalty of 1.72 dB as compared with the back-to-back operation. Also, we confirmed operation at 160 Gb/s using a similar equipment. For improving the quality, stability and reliability of regeneration, and for reducing the energy consumption, it is necessary to enhance the performance of each device such as optical gate switches with hybrid integrated configuration.

Future prospect

The ultrafast optical signal processing technology introduced here can treat digital optical signals with on/off modulation of optical pulses. Recently, new transmission systems have been introduced that employ advanced modulation format such as phase and multi-level modulation. The development of optical signal processing technology for such complex modulation format signals is strongly demanded in the future, and we are planning to promote research and development on this subject in addition to ultrafast optical signal processing.

Photonics Research Institute

Hidemi Tsuchida

Super-RENS Optical Disc

Evolution and limit of optical discs

Optical discs which started from CDs have rapidly become popular in the progress of information-oriented society, have advanced from DVDs to Blu-ray discs, and have continuously handled the explosive increase of data volume (from sound to images). Moreover, not only the ROM (read only memory) discs but also the write-once type and the rewriteable type discs have been developed, and they have become indispensable in our life.

In these optical discs, all information has been digitalized. For example, digital information is carved as a pit (minute concave) in ROM discs. Therefore, the increase of the recording capacity that led from CD to DVD and to the Blu-ray discs was achieved by improving the recording density. The size of a minimum pit that is 870 nm in CD reduces to 400 nm in DVD, and is reduced to 150 nm in Blu-ray discs.

The readout of the recorded information is done exposing the pits with focused laser beam and detecting the change of reflected light intensity according to the presence or absence of pits. Between the focus spot size of laser light and the minimum readable pit size, there is a limitation given of resolution limit $= 0.25 \times \lambda / \text{NA}$ (λ : wavelength of laser light, NA: numerical aperture of lens). In other words, spot size is defined by wavelength and numerical aperture, and in order to readout a smaller pit, a smaller spot is needed. Therefore, 780 nm wavelength, NA 0.45 of optical system is used for CDs, 650 nm wavelength, NA 0.6 for DVDs, and 405 nm wavelength, NA 0.85 of optical system is

used for Blu-ray discs.

However, this improvement technique of the capacity of data of these optical disc has come to a limit. With the improvement of fine processing technology, it has become possible to make smaller pits of less than 100 nm, but the optical system is reaching its limits. The numerical aperture is reaching the physical limit (NA=1). Therefore, the spot size reduction can only be done with short wavelength. Optical components such as lens and the material of the disc need to be reviewed to use shorter wavelength, and the development of a system that uses the ultraviolet semiconductor laser is becoming necessary. With optical discs of general use, Blu-ray discs (resolution limit: 120 nm) are said to be the limit of high density level in the present system.

Presently, to respond to demands for development of larger capacity optical discs needed in advanced information-based society, the constructing of new optical memory systems (hologram and 2 photon absorption memory) and the development of technology that breaks the resolution limit by using near-field light are needed. Here, ultra high density disc called Super-RENS which is being developed is presented as a way to overcome the resolution limit and to realize high density recording while using the conventional system.

Super-RENS

Super-RENS means super-resolution near-field structure, and is a technology that is totally original of AIST. This, as shown in Fig. 1(a), is a structure that arranges a nonlinear functional thin film sandwiched between thin dielectric films (sandwich structure) in the adjacent region of data recording layer (several tens nm). Its important feature is that the gap between the data recording layer and this nonlinear functional thin film is made by a solid material (thin film). With ROM discs, as shown in Fig. 1(b), this sandwich structure is directly attached to the disc surface with recording pits. When optical discs of this structure are exposed to focused laser light, the interaction between the local change of focus spots caused by nonlinear phenomenon and minute pit that cannot be read normally can be readout as intensity change of reflected light intensity (near-field effect). This near-field light, unlike normal light that propagates in free space, is not transmittable and is a field that only exists in the near a region of approximately 1/10 wavelength. This near-field light can detect minute changes without being influenced by the diffraction limit.

The development of Super-RENS optical disc started with first-generation^[1] which used Sb as nonlinear thin film, then moved to

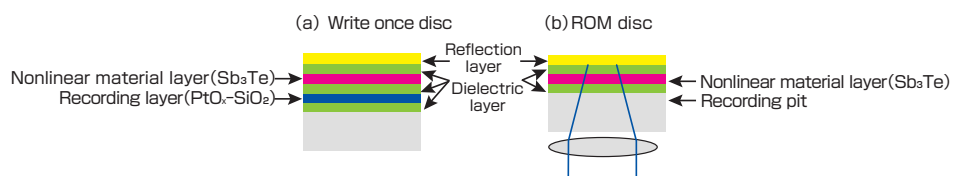


Fig.1 Structure model of Super-RENS optical disc

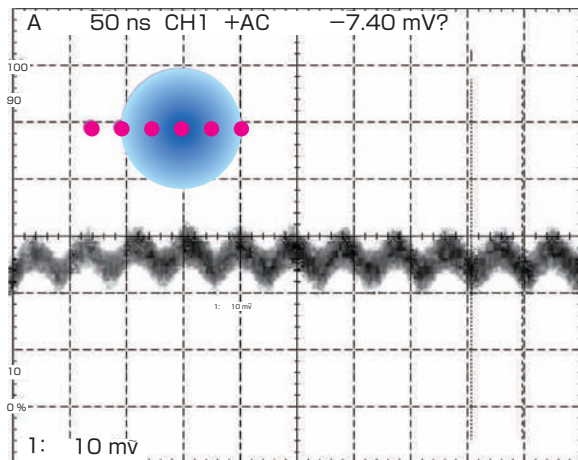


Fig. 2 Measurement results of readout waveform of 50 nm pit train

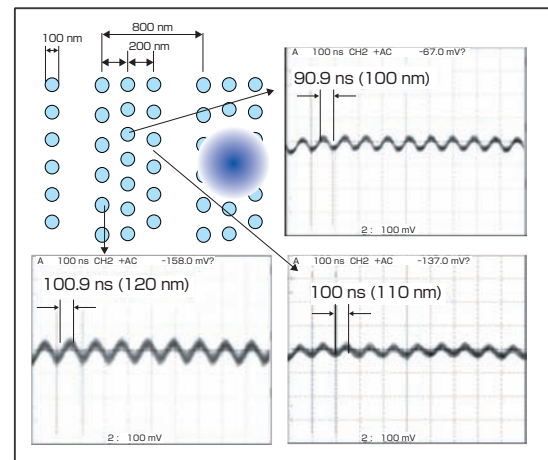


Fig. 3 Narrow track model and its readout results

second-generation^[2] which used AgO_x , and has advanced to the present third generation^[3] which uses phase change material as nonlinear layer. The nonlinear reactions of these materials show high threshold level against laser light intensity for readout, and they react only at the laser focus spot. By using the sandwich structure, the reactions show reversibility. In order to realize a write once optical disc, it is necessary to form minute pits, and we have realized this by using materials such as PtO_x .^[4,5]

Characteristic of Super-RENS optical disc

Fig. 2 shows the readout results of ROM disc that has 50 nm pits. As this readout was done by a disc tester that has optical system of 405 nm wavelength, NA 0.65, it shows that the readout pit size is 1/4 of normal readout pit size (1/3 of the resolution limit) and that it has succeeded in direct observation of waveform. Furthermore, in evaluating a write once disc which uses the Blu-ray disc optical system, it is possible to record and to readout at 37.5 nm mark^[6].

Moreover, this Super-RENS has a super-resolution characteristic in the radial direction of discs. Therefore, it is possible to realize

high radial density of optical discs. Fig. 3 shows the test patterns used in evaluation and the observed results. The normal track pitch of the evaluation system is 400 nm, however, the figure shows that it can separate and readout single pit train from three pit trains with 200 nm track pitch. We are also suggesting a new tracking method, named group track, which increases the radial density to 1.5 times as a way to control spots to tracking pit trains with such narrow track discs^[7].

From these results, by using Super-RENS, it is possible to achieve a high density level of 4 times in linear density, 1.5 times in radial direction, and a total of 6 times overall, and if this method is applied to Blu-ray discs, it is possible to attain 150 GB/layer. Furthermore, if this is incorporated in two-layered discs which are already in practical use, 300 GB becomes possible, and with technology for six-layered discs which has been demonstrated in research, 900 GB becomes possible.

The future

Super-RENS optical disc is being developed as the next optical memory to follow Blu-ray discs with technology which realizes larger volume with the same characteristics as optical memory. We will continue our efforts to improve the characteristics and will aim to establish basic technologies for the realization of large volume processing. At the same time, we will further collaborate with industry to realize an optical disc system with technologies of AIST at the core.

We will also like to expand the various technologies realized through Super-RENS optical disc development as nanostructure formation technologies, and develop nano-optic devices and sensors.

Center for Applied Near-Field Optics Research

Takashi Nakano

References

- [1] J. Tominaga *et al.*, *Appl. Phys. Lett.* 73, 2078 (1998).
- [2] H. Fuji *et al.*, *Jpn. J. Appl. Phys. Part 1*, 39, 980 (2000).
- [3] T. Kikukawa *et al.*, *Appl. Phys. Lett.*, 81, 4697 (2002).
- [4] T. Nakano *et al.*, *Jpn. J. Appl. Phys.*, 44, 3350 (2005).
- [5] T. Shima *et al.*, *Jpn. J. Appl. Phys.* 46, 3912 (2007).
- [6] T. Shima *et al.*, *Jpn. J. Appl. Phys. accepted*.
- [7] K. Kurihara *et al.*, *Jpn. J. Appl. Phys.*, 46, 3898-3901 (2007).

Flexible Device

Experiments to make transistors, memories, and displays using a printing method have begun. The components are made, not of hard, fragile material as silicon, but of soft, light, organic/polymeric material.

Development of flexible devices

Since 2007, there are 11 inch TVs and mobile phones labeled organic EL on market. These use the principle of electroluminescence *i.e.* lighting by passing charge carriers through very thin films of organic dyes as semiconductive materials. Compared to liquid crystal displays (LCD) and plasma display panels (PDP), the screens are much thinner (the thinnest part is 3 mm thick), and the images are clearer (excellent color reproducibility and high contrast ratio of over one million fold), and sharp (fast response time of microseconds). Devices with these characteristics were possible with the use of organic material which is essentially the same as coloring pigments used in paintings and decorations.

There are some organic materials that allow the flow of electricity. These are

materials that have been developed from the achievements of the research by which Hideki Shirakawa, professor emeritus at the University of Tsukuba, won the Nobel Prize in Chemistry in 2000. When these materials were first discovered, the electrical characteristics (charge carrier mobility) were as low as 10,000th to 1 millionth of that of inorganic semiconductors as silicon. Recently, however, materials such as single crystals of organic compounds of condensed benzene rings (as pentacene and rubrene) have been found which have the same level of mobility as polycrystalline silicon. Various conductive polymer materials whose molecular structure is optimized for appropriate self-assembly have been also developed, which show mobility as high as that of amorphous silicon. Compared to silicon, these new materials

are soft and do not break when dropped, and in fabrication, unlike lithography that needs vacuum chamber and many time-consuming processes, they can be printed to form a film in one lot on a large surface, and there are high expectations for such organic devices.

Here are presented materials and processes to make such devices as organic thin film transistor (TFT) and memories by forming a film of dielectric polymers and organic semiconductors on plastic sheets.

Development of printable electronic material : to make into ink

With electronic devices as transistors, not only semiconductors but various materials are needed, such as wiring, electrodes, dielectric material for condenser (capacitor), and insulating material for layer insulation. These various members are made into ink, and are used to form a fine pattern by ink jet printing and screen printing methods. With conductive and insulating materials, it is necessary, however, to improve and stabilize the characteristics by sintering. To use flexible plastic sheets, the sintering temperature must be kept under 150 °C. We, at AIST, have succeeded in developing a special insulating ink that can be sintered at low temperatures, and




Fig. 1 Conductive ink Organic semiconductor Insulating ink




Fig. 2 Fine pattern of silver nano-particles

also have successfully found a process to form wire patterns in low temperatures (Fig. 1).

Printing technology of fine patterns: nano-printing technology

Furthermore, there is a need to develop technologies to use these ink materials to form fine patterns in a large scale. First, patterns are formed on silicon wafer and glass surfaces using electron beam lithography. These master patterns are copied on silicone resin. Using this soft silicone rubber as a stamper, the patterns are printed in the various types of above-mentioned ink. This technology was made public as soft lithography or micro-contact printing by Whitesides *et al.* of Harvard University in 1991, and drew world-wide attention. However, although it made formation of fine patterns of several tens nm possible, it was not practical as the printable surface area was less than 1 inch square. We, at AIST, in collaboration with private companies, have improved this technology under the “Technological Development of Superflexible Display Components Project (2006-2009)” of New Energy and Industrial Technology

Development Organization (NEDO). We were successful in printing thin lines (L/S: 2 μm) and words (AIST line width: 1 μm) all over a 6 inch square surface (Fig. 2).

With the fusion of these ink parts and nano-printing technology, there is an

expectation for an organic device that can be made by printing (Fig. 3).

Photonics Research Institute

Kiyoshi Yase, Toshihide Kamata




Fig. 3 Photo of organic thin film transistor (TFT) on a plastic sheet

Related articles

- [1] T. Kamata: *AIST TODAY*, 7(10), 20-21(2007) (in Japanese).
- [2] T. Kamata: *AIST TODAY*, 6(11), 36(2006) (in Japanese).
- [3] S. Uemura: *AIST TODAY*, 6(4), 26-27(2006) (in Japanese).
- [4] M. Yoshida: *AIST TODAY*, 6(1), 22-23(2006) (in Japanese).
- [5] *Kogyo zairyo*, 56(6), 18-21 (2008) (in Japanese).

UPDATE FROM THE CUTTING EDGE

Jul.-Sep. 2008

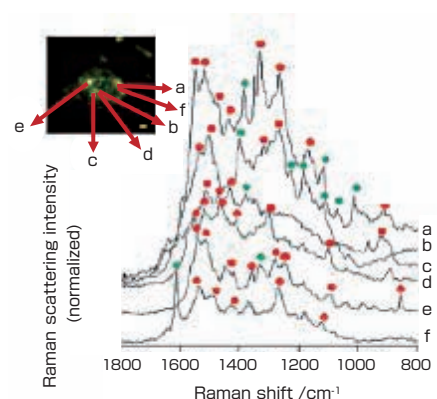
The abstracts of the recent research information appearing in Vol.8 No.7-9 of "AIST TODAY" are introduced here, classified by research area.
For inquiry about the full article, please contact the author via e-mail.

Life Science & Technology

Development of ultrasensitive analytical method for cell surface proteins

Surface enhanced Raman scattering measurement of one single protein on a living cell wall

We have developed a new analytical method to detect surface proteins on cell surfaces using surface enhanced Raman scattering (SERS). We labeled a living yeast cell surface (*Saccharomyces cerevisiae* strain W303-1A) by Ag nanoparticles which can form nanoaggregates and found to show SERS activity. Blinking of SERS and its polarization dependence revealed that SERS signals are from amplified electromagnetic (EM) fields at nanometric Ag nanoparticle gaps with single or a few protein molecule sensitivity. We tentatively assigned SERS spectra from the yeast cell wall to mannoproteins. Nanoaggregate-by-nanoaggregate variations and temporal fluctuations of SERS spectra are discussed in terms of inhomogeneous mannoprotein distribution on a cell wall and possible ways of Ag nanoaggregate adsorption respectively.



Tamitake Itoh

Health Technology Research Center

tamitake-itou@aist.go.jp

AIST TODAY Vol.8, No.7 p.12 (2008)

SERS spectra from each single Ag nanoparticle
Left top is the SERS image of a yeast cell.
Red dots indicate the scattering from nitrogen of protein.

Novel reaction mechanism to remove reactive oxygen species

The first hypervalent compound from natural sources

Aerobic organisms have evolved mechanisms to protect themselves from oxidative stress, which is caused by reactive oxygen species. Peroxiredoxin (Prx) converts hydrogen peroxide and alkyl peroxide to water and the corresponding alcohol, respectively, by the action of redox active cysteine side chain. It has been widely accepted that the oxidation of a cysteine side chain is initiated by the formation of cysteine sulfenic acid. Here, I demonstrate a new mechanism of thiol oxidation through a hypervalent sulfur intermediate by X-ray crystallographic analysis of an archaeal peroxiredoxin (Prx) from *Aeropyrum pernix*. Hydrogen peroxide converted the active site cysteine residue to a sulfurane derivative, a hypervalent sulfur compound, in which the sulfur atom is covalently linked to the nitrogen atom of the neighboring histidine residue. This study provides the first evidence that a hypervalent compound occupies an important position in biochemical process.

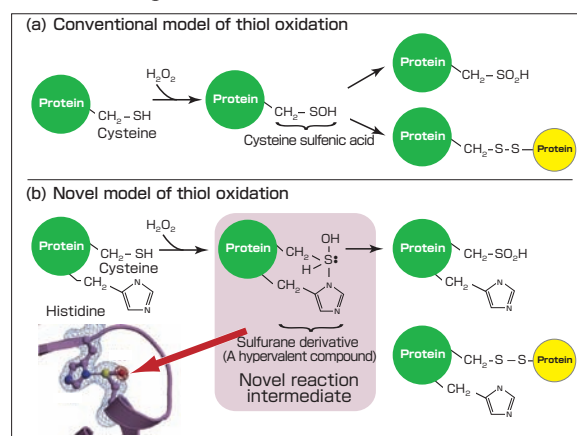
Tsutomu Nakamura

Research Institute for Cell Engineering

nakamura-t@aist.go.jp

AIST TODAY Vol.8, No.7 p.13 (2008)

Reaction mechanism of thiol oxidation
Novel reaction mechanism through a hypervalent compound



Information Technology & Electronics

Robot simulator "OpenHRP3"

A common software platform for efficient development of the next-generation robots

To make the development and operation of robots safe and efficient, it is necessary to simulate motions of the robots using a computer before the robots are operated in the real world. To this end, we have developed an integrated robot simulation system called "OpenHRP3 (Open-architecture Human-centered Robotics Platform 3)". OpenHRP3 can simulate physical motions of various types of robots including arm robots, mobile robots with wheels and humanoid robots. OpenHRP3 can also simulate the view images obtained from cameras or range sensors. We are distributing OpenHRP3 under an open-source license.

We have developed efficient, accurate algorithms for computing the forward dynamics of rigid bodies. The forward dynamics engines based on the algorithms allow practical simulations even for complicated motions of robots. In addition, the architecture of OpenHRP3 intends to be a common software platform for developing various robot software components in a unified manner based on the "RT-Middleware". These characteristics of OpenHRP3 can promote the efficient development of next-generation robots.

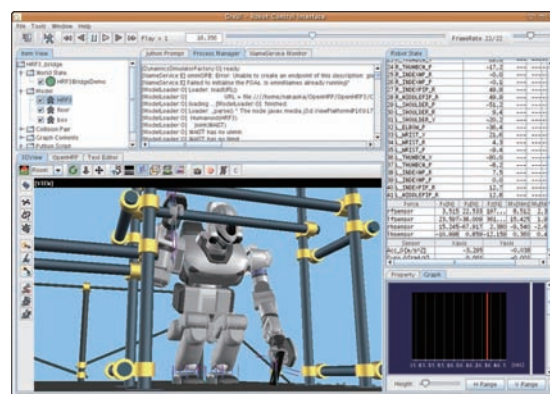
Shin'ichiro Nakaoka

Intelligent Systems Research Institute

s.nakaoka@aist.go.jp

AIST TODAY Vol.8, No.9 p.16 (2008)

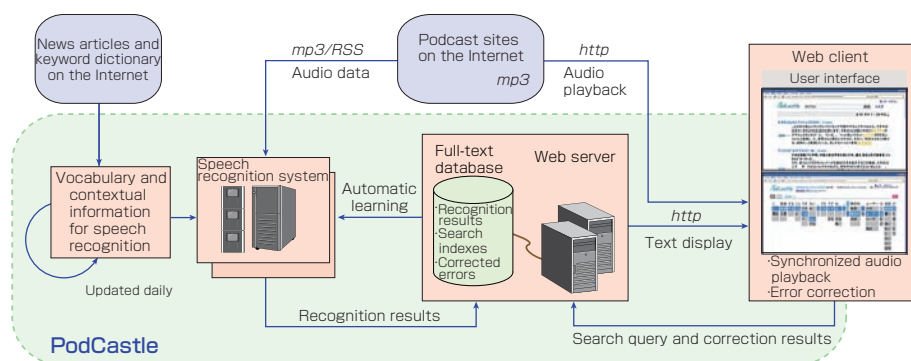
Simulation view image of OpenHRP3



PodCastle: A speech information retrieval system in which its performance can be improved by users' contribution

Launching an on-line speech recognition system that can handle recent words and grow on a daily basis

We have developed an Internet service, "PodCastle", that provides full-text searching of speech data (podcasts) on the basis of automatic speech recognition technologies. PodCastle enables a number of anonymous users to search and read podcasts, and to share the full text of speech recognition results for podcasts. However, even state-of-the-art speech recognizers cannot correctly transcribe all podcasts, because their content and recording environments vary very widely. PodCastle therefore encourages users to cooperate by correcting speech recognition errors so that podcasts can be searched more reliably. Furthermore, using the resulting corrections to train our speech recognizer, it implements a mechanism whereby the speech recognition performance is gradually improved. We started open-to-the-public experiments at <http://podcastle.jp> on June 12th, 2008.



Overview of our speech information retrieval system

Jun Ogata
Masataka Goto

Information Technology Research Institute

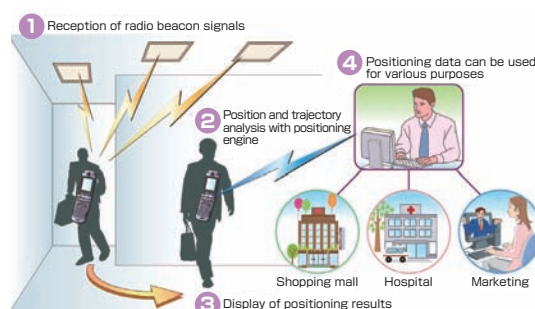
jun.ogata@aist.go.jp
m.goto@aist.go.jp

AIST TODAY Vol.8, No.8 p.17 (2008)

Development of indoor autonomous positioning system for mobile information devices

Measuring indoor position and moving trajectory only by radio beacon and mobile information devices

We have developed an indoor autonomous positioning system for mobile information devices. The system can work on mobile information devices such as cellular phones without server communication. Mobile devices receive and analyze signals from radio beacon devices that is installed in indoor space such as a target building. Many of conventional indoor positioning systems for mobile information devices are based on server-side computation, and they cannot work when the server communication is lost. Although some conventional systems can work within a mobile device, the positioning accuracy is limited, i.e., they can only determine the region where a beacon signal is detected. Our system has advantages of 1) measuring position and moving trajectory at the accuracy of meter order based on stochastic and statistical analysis of multiple radio beacon signals, and of 2) being able to work only by radio beacons and mobile information devices such as cellular phones. The system is installed and demonstrated in Yokohama Landmark Plaza which is a real commercial shopping mall.



Indoor autonomous positioning system

Koichi Kurumatani

Information Technology Research Institute

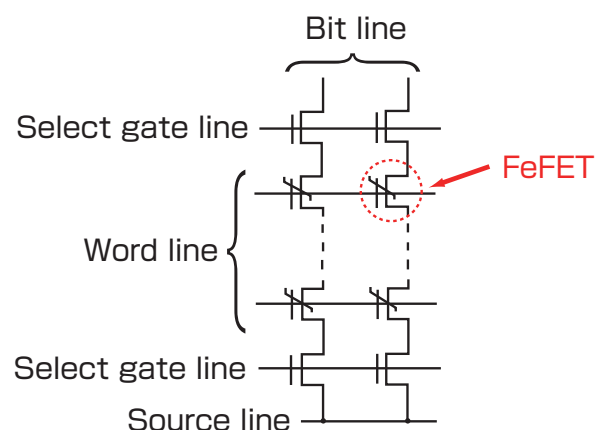
k.kurumatani@aist.go.jp

AIST TODAY Vol.8, No.9 p.17 (2008)

Novel ferroelectric NAND flash memory cell

Realization of more than 100 million program/erase cycles at less than 6 volts

We have demonstrated that the use of ferroelectric gate field-effect transistors (FeFETs) as memory cells dramatically improves the performance of NAND flash memory. The FeFET, the newly developed memory cell, can be programmed and erased as many times as 100 million or more with programming voltage of less than 6 V, whereas the conventional NAND flash memory cells have ten thousand program/erase endurance cycles with approximately 20 V programming voltage. Conventional NAND flash memories will face several fundamental problems at the 30-nm technology generation, whereas this novel memory cell will fit the next 20-nm and 10-nm generations. Thus, this memory cell is expected to be used in a next-generation, high-density, high-capacity nonvolatile memory.



Array configuration of Fe-NAND flash memory

Shigeki Sakai
Mitsue Takahashi
Li Qiu-Hong
Wang Shouyu
Takeshi Horiuchi

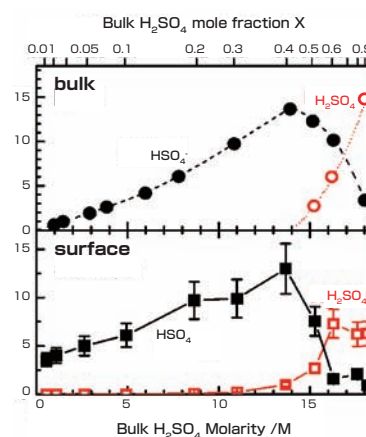
Nanoelectronics Research Institute
 shigeki.sakai@aist.go.jp
 AIST TODAY Vol.8, No.8 p.16 (2008)

Nanotechnology, Materials & Manufacturing

Observation of first acid dissociation at a H_2SO_4 aqueous solution surface

Towards clarification of the heterogeneous reactions on/in sulfate aerosols

Sulfate aerosols are known as key players in stratospheric ozone depletion. Although some field observations and laboratory work corroborate this general picture, a fundamental understanding of the surface structure and the information of the ionic compositions and first acid dissociation at the acid surface are still lacking. Sum frequency generation spectroscopy (SFG) is an excellent technique for characterizing molecules at a surface or buried interface. This research identified unequivocally the acid concentration of the first acid dissociation at the sulfuric acid solution surface, and the results suggest the existence of the net orientation of the hydrate network at the H_2SO_4 aqueous surface. Incorporating our results into atmospheric models will lead to a fuller and more accurate picture of the heterogeneous reactions on/in the sulfate aerosols.



The bulk molarities of HSO_4^- (●) and H_2SO_4 (○) species from the Raman data as a function of acid concentration and the peak strengths (Aq) of the s- SO_3 (■) and s- SO_2 (□) peaks of the SFG of $\text{H}_2\text{O}/\text{H}_2\text{SO}_4$ solutions.

Takayuki Miyamae

Nanotechnology Research Institute


t-miyamae@aist.go.jp

AIST TODAY Vol.8, No.7 p.14 (2008)

Development of a cleaning system for transmission electron microscope

For nanoscale imaging and chemical analysis with high performance and reliability

We have developed a system for cleaning of transmission electron microscope (TEM) without disassembling the microscope. The system is composed of a plasma generator and a vacuum pump which are operated effectively to produce sufficient amount of oxygen radicals inside a TEM column. The oxygen radicals can chemically etch the hydrocarbon-based contaminations accumulated on the inner wall of the TEM column without damaging the microscope. This system promises us high-resolution imaging and chemical analysis with high quality and reliability.



Shin Horiuchi

Nanotechnology Research Institute

s.horiuchi@aist.go.jp

AIST TODAY Vol.8, No.8 p.18 (2008)

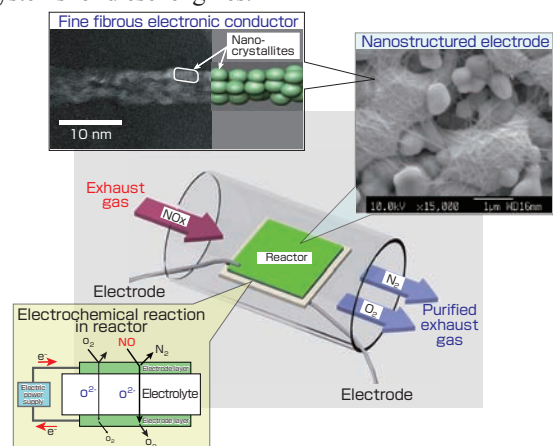
Dramatic reduction of contamination: before cleaning (left) and after cleaning (right)

Black dots are formed when electron beam is passed through a sample in transmission electron microscope (TEM) before cleaning. After cleaning TEM with the developed cleaning system, no black dots were formed with electron beam irradiation for 3 minutes, and minimal amount was formed with 5 minute irradiation. Black dots appeared with 10 minute projection, but their thickness was reduced to one fifth.

Development of a highly effective electrochemical reactor for decomposition of NO_x

A practical low-temperature operation is achieved

We developed an electrochemical reactor that decomposes and purifies NO_x in diesel engine exhaust gas at a low temperature with high efficiency. Nano-structured catalytic electrodes of the reactor consist of a framework of GDC (Gd doped CeO_2) particles and nano-fibers of an electro-conductive material tangled over the framework. Electro-conductive particles about 3 nm in diameter were self-assembled to form the nano-fibers by an electro-chemical treatment. This electrochemical reactor decomposes NO_x in diesel engine exhaust gas containing high concentrations (about 20 %) of oxygen at a lower temperature than 250 °C, and no reactant is necessary. It also improves the fuel efficiency because of the reduction in energy required to clean exhaust gas. This technology enables the construction of a system that combines air quality conservation with a reduction in CO_2 emission. The reactor will replace current exhaust purification systems for diesel engines.



Schematic diagram of developed electrochemical reactor

Koichi Hamamoto

Advanced Manufacturing Research Institute


k-hamamoto@aist.go.jp

AIST TODAY Vol.8, No.7 p.15 (2008)

Development of a clay-plastic composite material with high hydrogen gas barrier property

Applicable to hydrogen tanks for aircraft, spacecraft, and cars

We have developed a new composite material for hydrogen tanks. The newly developed composite material has high hydrogen gas barrier performance and high durability. The material was prepared by sandwiching Claist[®], a clay-based film, between prepreg sheets of CFRP, and then heat pressing them. The material has a simple structure and higher reliability than the conventional materials that use aluminum or high-density plastics as gas barrier liners. The preliminary test results show that the hydrogen gas barrier performance of this material is better than those of other polymer materials by approximately two orders of magnitude. This corresponds to a leakage of 0.01 % of gas per year from a 50-atm hydrogen tank that is 5 m in length and 1 m in diameter. This material is applicable to lightweight hydrogen tanks for use in aircraft, spacecraft and vehicles.



Cross-section photos of the composite material

Takeo Ebina

Research Center for Compact
Chemical Process

takeo-ebina@aist.go.jp

AIST TODAY Vol.8, No.8 p.19 (2008)

Metrology and Measurement Technology

An accurate protein quantification based on amino acid analysis

Development of protein quantification method applied to the certification of C-reactive protein standard solution.

The 'protein standard solution' is especially needed for the measurement of some blood and uric protein concentration in clinical laboratory tests. To determine the concentration of the standard solution, we have established a protein quantification method based on amino acid analysis. The reliability of the quantification method was improved by using isotope-dilution mass spectrometry with isotopically labeled amino acids and by selecting stable amino acids on various hydrolysis conditions. We applied this method to the development of new Certified Reference Material (NMIJ CRM6201-a) that is a solution of C-reactive protein (CRP). This Certified Reference Material characteristically contains recombinant human CRP as a raw material and the certified value is $(39.5 \pm 1.9) \mu\text{mol} / \text{kg}$.

Megumi Kato

Metrology Institute of Japan

katou-megu@aist.go.jp

AIST TODAY Vol.8, No.9 p.18 (2008)

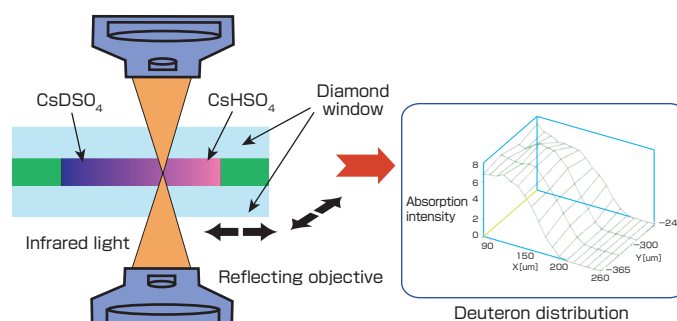
NMIJ Certified Reference Material,
C-reactive Protein Solution (NMIJ
CRM6201-a)



Proton diffusion measurement of a solid electrolyte for fuel cells with infrared spectroscopy

Correlation between hydrogen bonding and proton diffusion in solid acids

We developed a technique for proton diffusion coefficient measurement under high pressure. The proton diffusion coefficients of cesium hydrogen sulfate (CsHSO_4), which is a typical proton conductor, have been measured, changing the hydrogen bond strength by pressure. Microscopic infrared spectra were taken for the sample that formed an in-plane joint between the CsHSO_4 and CsDSO_4 solids in a high-pressure cell. The mapping of the infrared absorption peak due to deuterium provides a deuterium distribution in the plane. The proton–deuterium mutual diffusion coefficient was determined from the temporal change in the deuterium distribution of the solid at high pressures. The technique can be applied to other solid acids, and would be useful in clarifying a correlation between the hydrogen bonding and the proton diffusion for various crystalline phases of solid-acid type proton conductors.



Hiroshi Yamawaki

Research Institute of
Instrumentation Frontier

h.yamawaki@aist.go.jp

AIST TODAY Vol.8, No.9 p.19 (2008)

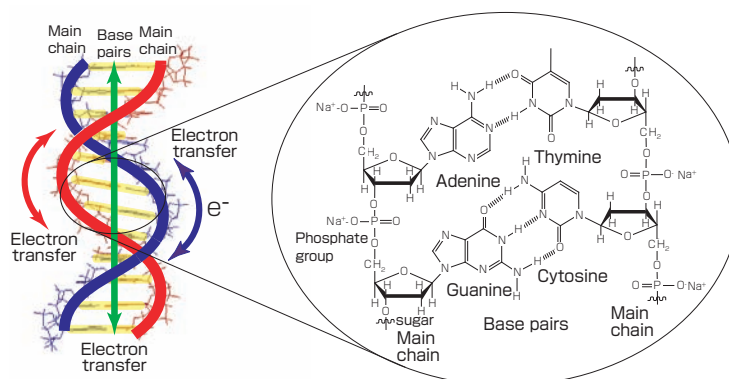
Schematic diagram of diffusion measurement with infrared spectroscopy

The proton-deuterium mutual diffusion coefficient was obtained from the temporal change in the O-D distribution in a CsHSO_4 / CsDSO_4 solid using the infrared mapping measurement.

New mechanism of electron conduction in genomic DNA

Development of observation technique for a conduction electron with attoseconds delocalization time

Conductivity of DNA is a key function for future molecular wires and for understanding the mechanism of detection and repair of damaged DNA related to the process of cancer and aging. We have developed an observation technique for a conduction electron with attoseconds (10^{-18} sec) delocalization time. Delocalization of the conduction electron through the phosphate backbone in DNA was directly probed by the technique which is based on Auger spectroscopy. Results show that ultrafast electron delocalization was observed in genomic DNA with periodic backbones despite separation of each phosphate group by an insulating sugar group. On the other hand, in antisense phosphorothioate DNA with an aperiodic backbone, such delocalization was not observed. Remarkably rapid electron delocalization occurs at ca. 740 attoseconds for wet DNA, as estimated using the core-hole clock method. The delocalization time is comparable to that in electron conductors.



Hiromi Ikeura

Research Institute of
Instrumentation Frontier

ikeura-sekiguchi@aist.go.jp

AIST TODAY Vol.8, No.8 p.20 (2008)

Electron conduction mechanism of DNA (red and blue chains are phosphate backbones, yellow sections are base pairs)

CAS-AIST-NEDO Workshop on Biomass Gasification

CAS-AIST-NEDO Workshop on Biomass Gasification was held on June 12 and 13 at Institute of Process Engineering (IPE), Chinese Academy of Sciences (CAS), in Beijing. This is the fifth of a series of workshops held to find specific collaborative tasks under the Comprehensive MOU concluded between AIST and CAS in May, 2004. The themes are all related to environment and energy because these fields are considered extremely important in constructing a sustainable recycling society, a low-carbon society which is an urgent global issue. New Energy and Industrial Technology Development Organization (NEDO), which has much to do with these themes, has also joined the other two organizations and has co-hosted the workshops.

At the workshop, technological issues and current conditions were considered concerning biomass utilization and gasification furnaces of various types such as fixed bed, fluidized bed and entrained bed. The general undertaking of each issue and projects and research topics were presented by 15 lectures and 14 poster presentations by research institutes affiliated to CAS, mainly IPE and Guangzhou Institute

of Energy Conversion (GIEC) from the Chinese side, and AIST and NEDO from the Japanese side. Lastly, there was a round table discussion on concrete research collaboration on co-gasification of biomass and coal, and environmental measures technology, and there were active discussions. On the first day, there was a lab tour of IPE, and on the second day, a tour was held to see actual example of gas supply from biomass gasification to houses in Tongzhou region near Beijing and gas supply from fermented biomass of livestock excretions. Much information was obtained on the Chinese situation concerning the relevant areas.



Participants of the Workshop

Beginning of Collaborative Relationship with Federative Republic of Brazil on Bioethanol Production from Biomass Residue without Any Competition with Food

AIST delegates accompanied Mr. Akira Amari, then Minister of Economy, Trade and Industry (METI), on his visit to Brazil, and attended the Biomass Working Group (WG) meetings hosted by both governments. AIST also signed a collaborative research contract with the Federal University of Rio de Janeiro (UFRJ) on bioethanol production from biomass residue without any competition with food.

On July 2, 2008, a Japan-Brazil Biomass WG was held at Ministry of Development, Industry and Foreign Trade in Brasilia, the capital of the Federative Republic of Brazil. From the Japanese side, then Minister Amari, officials of METI, Mr. Masakazu Yamazaki, Vice-President of AIST and others from several businesses attended, and from the Brazilian side,

Mr. Miguel Jorge, Minister of Development, Industry and Foreign Trade, Mr. Sergio Rezende, Minister of Science and Technology, officials of Ministry of Development, Industry and Foreign Trade, Ministry of Science and Technology, and Ministry of Agriculture, Livestock and Supply, and others from UFRJ, and businesses of Brazilian Sugarcane Industry Association (UNICA) attended. Undertakings and actual state of development concerning bioethanol were discussed. Vice-President Yamazaki gave an overview of AIST, explained the biomass research development of Japan, and presented the collaborative research of ethanol production from lignocellulosic (woody) biomass to be started by AIST Biomass Technology Research Center and UFRJ.

After the WG, a collaborative research contract was signed between AIST and UFRJ. Vice-President Yamazaki from AIST and Prof. Angela Uller, Vice-President of UFRJ for Graduate Studies and Research signed in the presence of then Minister Amari and Minister Jorge. This collaborative research aims to develop novel technology for highly-efficient ethanol production from lignocellulosic biomass by combining original preprocessing technology, and enzymatic degradation and glycation technologies. By developing technology that effectively uses biomass without competing with food, contribution to the prevention of global warming is anticipated.



From left: Vice-President Uller of UFRJ for Graduate Studies and Research, Minister Jorge of Ministry of Development, Industry and Foreign Trade, then Minister Amari of METI, Vice-President Yamazaki of AIST

Exhibition at ASEAN Science and Technology Week

The 8th ASEAN Science and Technology Week was held from July 7 to 11 at Manila, Philippines. This event is held every three years in rotation amongst ASEAN countries for the promotion of science and technology, especially for the education and popularization of scientific technology amongst the young people. Exhibitions were made by the government, businesses, and universities of the Philippines, as well as organizations of ASEAN countries, Japan, China, Korea, India, and EU.

AIST exhibited 8 posters on AIST overview, solar cells, carbon nanotubes, regenerative medicine, therapeutic robot Paro, biofuel, Biomass Asia, and projects of ERIA (Economic Research Institute for ASEAN and East Asia). Also there were demonstrations of Paro. At the opening ceremony on the first day, Ms. Gloria Macapagal-Arroyo, President of

the Philippines, as well as VIPs related to scientific technology of ASEAN countries attended. After the ceremony, Mr. Wutipong Chaisang, Minister of Science and Technology



Paro's popularity at AIST booth of Thailand, and other VIPs visited the AIST booth. Throughout the event, there were many visitors to the AIST booth, especially groups from local schools (junior high schools, high schools, and colleges). Paro attracted many people, especially school girls, and AIST was able to enhance its presence at the event.

Cover Photos

Above: Organic thin film transistor (TFT) on a plastic sheet (p. 11)

Below: Collaborative Relationship with Brasil on Bioethanol Production from Biomass Residue (p. 19)



Publication Office, Public Relations Department
National Institute of Advanced Industrial Science and Technology (AIST)

AIST Tsukuba Central 2, 1-1-1 Umezono, Tsukuba, Ibaraki 305-8568, Japan
TEL: +81-29-862-6217 FAX: +81-29-862-6212 Email: prpub@m.aist.go.jp URL: <http://www.aist.go.jp/>

- Reproduction in whole or in part without written permission is prohibited.
- Contribution and remarks from other organizations don't represent with AIST's views.

